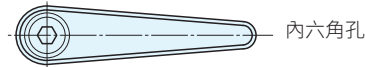
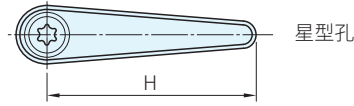




24400



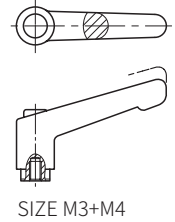
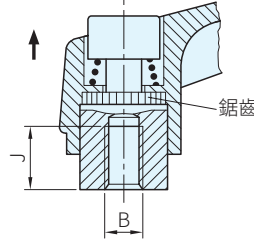
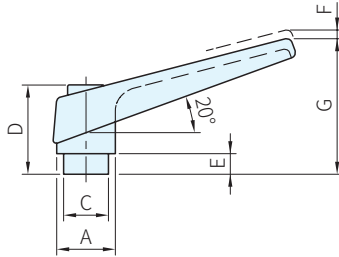
內六角孔



星型孔



24390



SIZE M3+M4

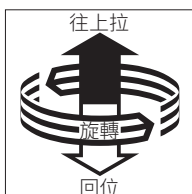
橘色 品號	黑色 品號	備註	A	B	C	D	E	F	G	H	J	質量 g	庫存	
24400.0032	24400.0034	鋼入子	13	M3	10.0	24.5	4.0	3.5	30.5	30	7	26	•	
24400.0036	24400.0038			M4							9	25	•	
24400.0111	24400.0114		14	M5	13.5	31.0	6.5	3.0	45.0	62	10	8	33	•
24400.0121	24400.0124			M6								8	33	•
24400.0311	24400.0314		18	M8	16.0	36.0	8.0	3.5	52.0	74	14	10	67	•
24400.0321	24400.0324			M10								14	109	•
24400.0411	24400.0414		22	M10	19.0	43.0	11.0	4.0	63.0	89	17	17	176	•
24400.0421	24400.0424			M12								17	171	•
24400.0511	24400.0514		25	M12	23.0	50.5	12.0	5.0	76.0	108	22	22	286	•
24400.0521	24400.0524			M16								22	269	•
24390.0032	24390.0034		不銹鋼入子	13	M3	10.0	24.5	4.0	3.5	30.5	30	7	26	•
24390.0036	24390.0038				M4							9	25	•
24390.0111	24390.0114	14		M5	13.5	31.0	6.5	3.0	45.0	62	10	8	33	•
24390.0121	24390.0124			M6								8	33	•
24390.0321	24390.0324	18		M8	16.0	36.0	8.0	3.5	52.0	74	14	10	67	•
24390.0411	24390.0414			M10								14	109	•
24390.0421	24390.0424	22		M10	19.0	43.0	11.0	4.0	63.0	89	17	17	175	•
24390.0511	24390.0514			M12								17	171	•
24390.0521	24390.0524	25		M12	23.0	50.5	12.0	5.0	76.0	108	22	22	286	•
24390.0611	24390.0614			M16								22	269	•
24390.0621	24390.0624	30		M16	22	269	•							

WA 注意

- 把手內六角孔售完將改以星型孔出貨
- 牙部可以交換

SP 特長

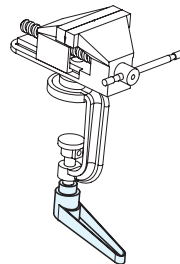
- 24390把手入子為不銹鋼，適合多種應用，如醫療環境、化學工廠等
- 把手位置上拉後可自由調整，放鬆後齒合復位



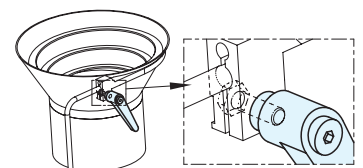
EX 使用例

訂貨： 交期： 天

24400.0032



24390



24400